

# RESISTOR TAB & COVER 500 WATT



DATA SHEET

PART SERIES: 81-3027TC-X-X

SHEET 1 OF 2  
Dwg 81-3027TC

EN 13-3532  
Revision-

## FEATURES


- Wide Band Response
- High Power
- Low Capacitance
- Easy Installation
- Excellent Heat Transfer
- Wide Resistance Range

## APPLICATIONS

- Broadcast
- High Power Filters
- High Power Amplifiers
- Isolators
- Military
- Instrumentation

## GENERAL DESCRIPTION

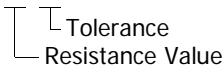
EMC Technology offers the widest selection of flangeless resistors worldwide. Tab and cover components offer the highest performance of any style of resistor component.



## ORDERING INFORMATION

### Part Identifier:

81-3027TC-X-X



## SPECIFICATIONS

### 1.0 ELECTRICAL

Resistance Range:	10 - 150 OHMS
Resistance Tolerance:	±5% standard 1% and 2% available
Typical Capacitance:	1.50 pF
Input Power CW:	500 watts @ 100°C heat sink, derated linearly to zero power at 150°C
Peak Power:	5000 watts (based on 10us pulse width and 1% duty cycle)

### 2.0 ENVIRONMENTAL

Operating Temperature:	-55°C to +150°C
Non-operating Temperature:	-65°C to +150°C
Temperature Coefficient:	+/-200 PPM / °C max

### 3.0 MARKING

Unit Marking:	Logo and Part Number
---------------	----------------------

### 4.0 QUALITY ASSURANCE

Visual and Mechanical Inspection:	Per 824W107
DC Resistance Check:	100% DC Resistance Check
Data Retention:	Standard

### 5.0 PACKAGING

Standard Packaging:	Tray
---------------------	------

# RESISTOR TAB & COVER 500 WATT



DATA SHEET

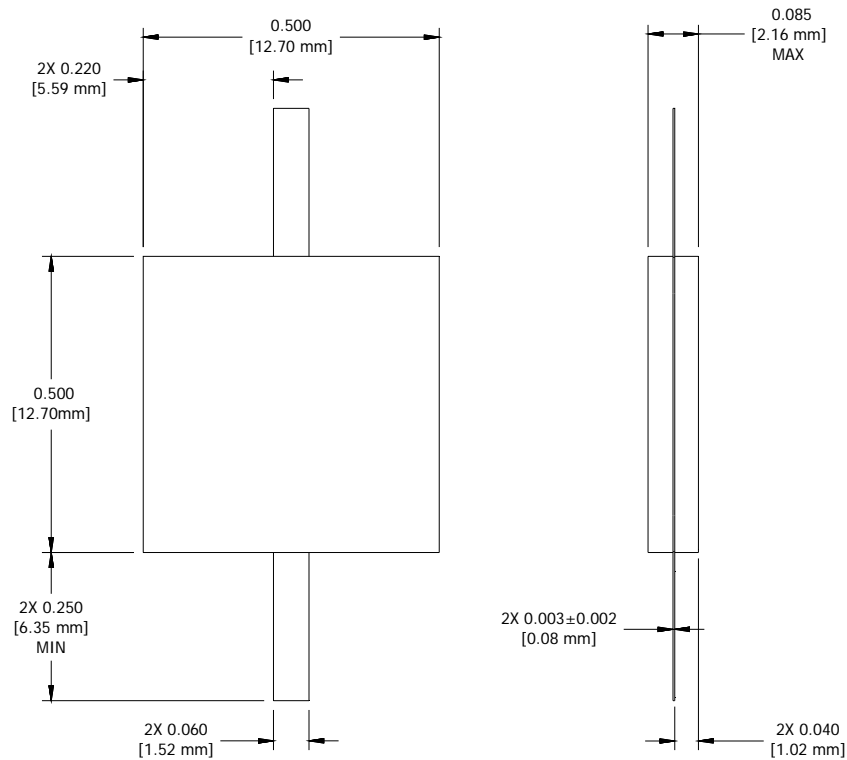
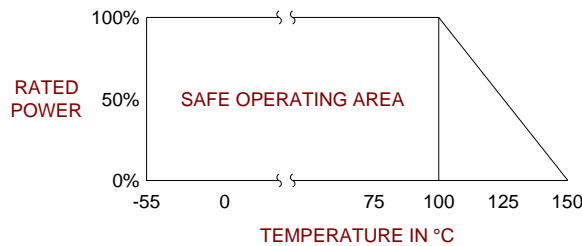
PART SERIES: 81-3027TC-X-X

SHEET 2 OF 2  
Dwg 81-3027TC

EN 13-3532  
Revision-

## 6.0 MECHANICAL

Substrate Material:	Beryllium Oxide
Resistive Film:	Thin Film
Cover Material:	Alumina
Tab Material:	Beryllium Copper
Tab Finish:	Tin/Lead
Metric Dimensions:	Provided for reference only



Unless Otherwise Specified: TOLERANCE: X.XX = ± 0.02 X.XXX = ± 0.010